





In '000 units*	3 rd Q 2018	3 rd Q 2019	Variation %	Jan-Sept 2018	Jan-Sept 2019	Variation %
	59.627	58.416	-2%	164.454	159.441	-3%
	3.038	2.975	-2%	7.932	8.131	3%
	298	273	-8%	1.010	954	-6%
	1.873	1.841	-2%	7.834	7.993	2%

(source: ETRMA)

* Discrepancies with data previously published is due to periodic data corrections.

Caption:

Description:

Dimensions: 865 x 443

aperture: 0

credit:

camera:

caption:

created_timestamp: 0

copyright:

focal_length: 0

iso: 0

shutter_speed: 0

title:

orientation: 0

keywords: Array