





In '000 units*	1 st Q 2019	1 st Q 2020	Variation %	March 2019 COVID IMPACT	March 2020 COVID IMPACT	Variation %
	55.083	48.049	-13%	21.407	15.739	-26%
	2.999	2.831	-6%	1.094	928	-15%
	358	312	-13%	125	107	-15%
	3.499	2.765	-21%	1.165	688	-41 %

(source: ETRMA)

*Discrepancies with data previously published is due to periodic data corrections

² Replacement Tyres: Passenger car, SUVs and light commercial vehicles

Caption:

Description:

Dimensions: 695 x 283

aperture: 0

credit:

camera:

caption:

created_timestamp: 0

copyright:

focal_length: 0

iso: 0

shutter_speed: 0

title:

orientation: 0

keywords: Array