































### Top 5 Strongest Brands

	<b>1</b> ← 1	
	2020: 86.2 AAA 2019: 86.3 AAA	-0.1%
	<b>2</b> ↑ 3	
	2020: 77.3 AA+ 2019: 78.1 AA+	-1.1%
	<b>3</b> ↓ 2	
	2020: 76.8 AA+ 2019: 78.2 AA+	-1.8%
	<b>4</b> ← 4	
	2020: 74.8 AA+ 2019: 76.2 AA+	-1.8%
	<b>5</b> ← 5	
	2020: 74.7 AA+ 2019: 75.9 AA+	-1.6%

### Top 10 Most Valuable Brands

	<b>1</b> ← 1	
	2020: \$7,161m 2019: \$7,232m	-1.0%
	<b>2</b> ← 2	
	2020: \$7,024m 2019: \$6,955m	+1.0%
	<b>3</b> ← 3	
	2020: \$3,320m 2019: \$3,408m	-2.6%
	<b>4</b> ← 4	
	2020: \$2,126m 2019: \$2,011m	+5.7%
	<b>5</b> ← 5	
	2020: \$2,083m 2019: \$1,948m	+6.9%
	<b>6</b> ← 6	
	2020: \$1,480m 2019: \$1,620m	-8.7%
	<b>7</b> ← 7	
	2020: \$1,319m 2019: \$1,462m	-9.8%
	<b>8</b> ↑ 9	
	2020: \$873m 2019: \$823m	+6.0%
	<b>9</b> — NEW	
	2020: \$760m 2019: -	-
	<b>10</b> ← 10	
	2020: \$756m 2019: \$801m	-5.5%

Caption:

Description:

Dimensions: 749 x 900

aperture: 0

credit:

camera:

caption:

created\_timestamp: 0

copyright:

focal\_length: 0

iso: 0

shutter\_speed: 0

title:

orientation: 0

keywords: Array