





In '000 units*	2 nd Q 2019	2 nd Q 2020	Variation %	Jan-June 2019	Jan-June 2020	Variation %
	50.927	35.002	-31%	106.010	83.050	-22%
	2.958	2.270	-23%	5.957	5.100	-14%
	306	295	-4%	664	606	-9%
	2.698	1.990	-26%	6.196	4.755	-23%

(source: ETRMA)

*Discrepancies with data previously published is due to periodic data corrections

² Replacement Tyres: Passenger car, SUVs and light commercial vehicles

Caption:

Description:

Dimensions: 1287 x 532

aperture: 0

credit:

camera:

caption:

created_timestamp: 0

copyright:

focal_length: 0

iso: 0

shutter_speed: 0

title:

orientation: 0

keywords: Array